

How To Use Questbase

A Step-By-Step Guide

First, go to <http://www.questbase.com/a/ut-southwestern#> This will not change between quizzes, so please bookmark this link.

You can also get there via <http://utsw.ws> (see next slide)

UTSW Emergency Medical Services Continuing Education

CE ▾ Abdomen ▾ Airway ▾ Cardiovascular ▾ Endocrine ▾ OB & Gyn ▾ OD & Poisoning ▾ Procedures ▾ Trauma ▾

Hover over the "CE" drop-down menu
Select "2018"

This web site is protected by U.S. and international copyright laws.
You may not modify, reproduce or distribute:
(a) any content on this Web site,
(b) the design or layout of the Web site or individual sections of the design or layout of the Web site,
(c) any testing materials presented on this website.
© UT Southwestern Medical Center 2017
All rights reserved
Website questions? e-mail [here](#)

Either way, you'll end up here

Your user name is (usually) your department-issued email address

Your password is your license or certification number, with enough leading zeros to make an 8-digit number. For example,

If 4490 is your license number, you would enter 00004490.



Sign In

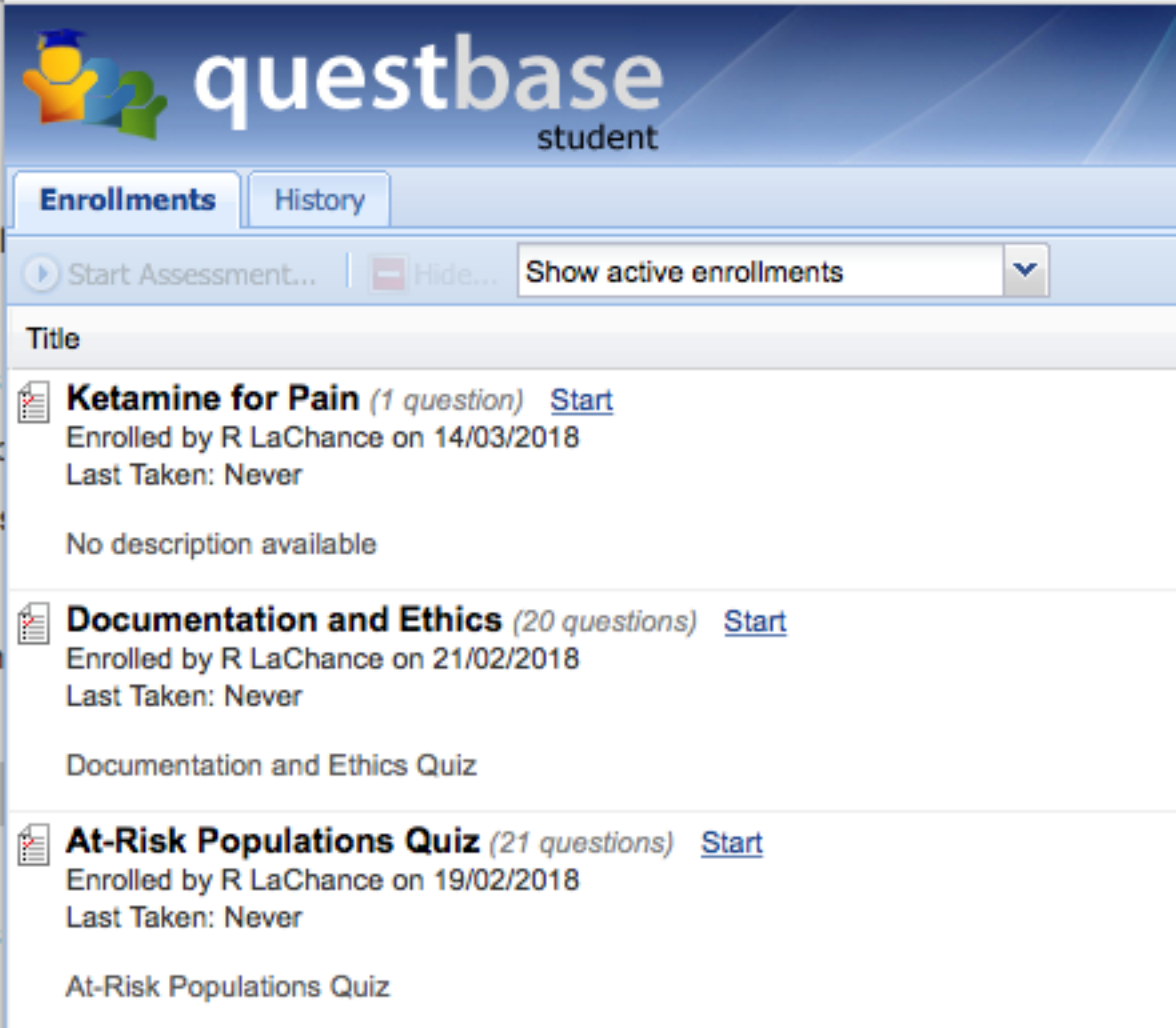
rlachance1

.....

Sign In

keep me signed in

Once you're logged in, you'll see something similar to this (you may have different assignments).

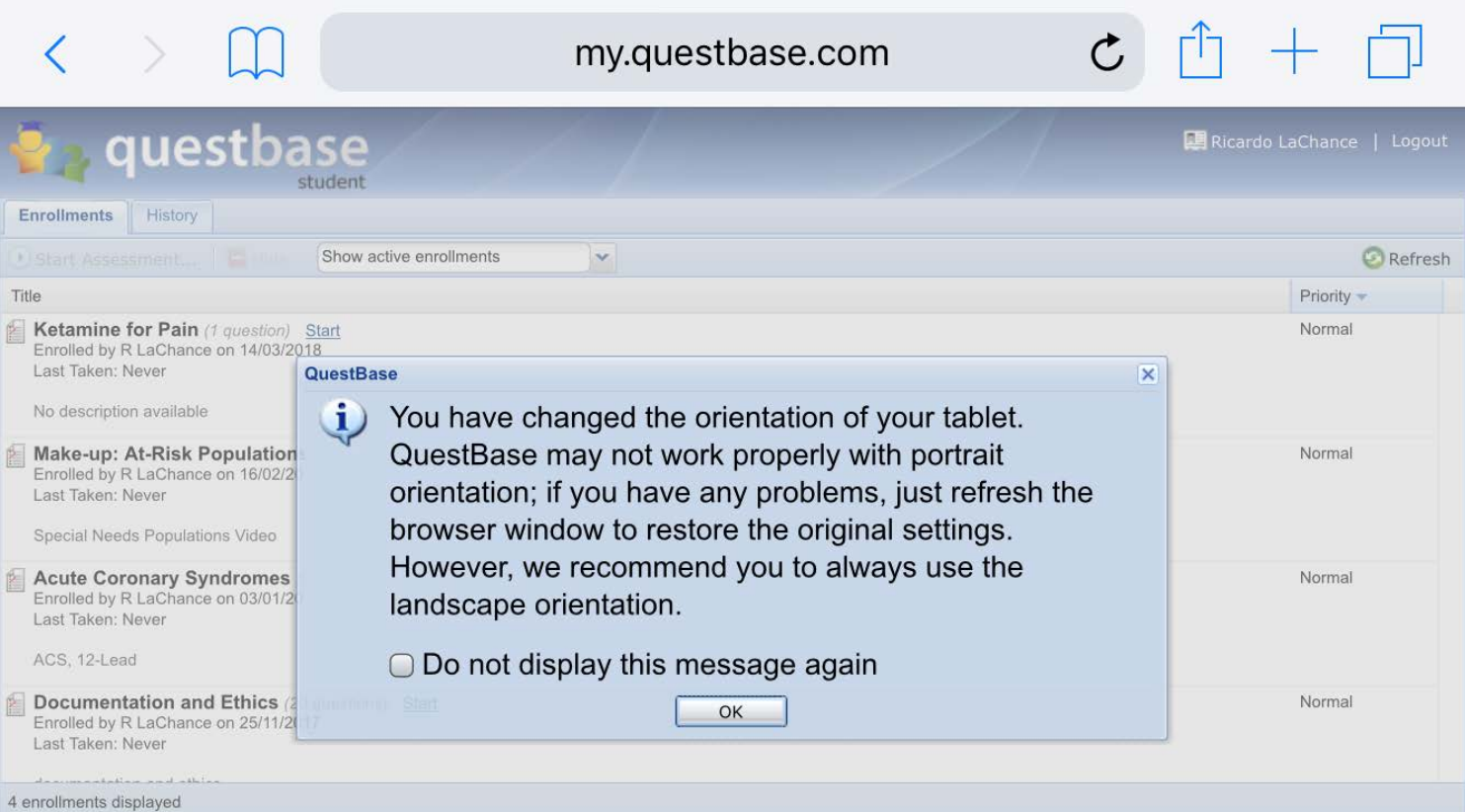


The screenshot displays the Questbase student interface. At the top, there is a logo with a stylized figure and the text "questbase student". Below the logo, there are two tabs: "Enrollments" (selected) and "History". A navigation bar contains a "Start Assessment..." button, a "Hide..." button, and a dropdown menu currently set to "Show active enrollments". The main content area is titled "Title" and lists three assignments:

- Ketamine for Pain** (1 question) [Start](#)
Enrolled by R LaChance on 14/03/2018
Last Taken: Never
No description available
- Documentation and Ethics** (20 questions) [Start](#)
Enrolled by R LaChance on 21/02/2018
Last Taken: Never
Documentation and Ethics Quiz
- At-Risk Populations Quiz** (21 questions) [Start](#)
Enrolled by R LaChance on 19/02/2018
Last Taken: Never
At-Risk Populations Quiz

On mobile devices, you may see this pop-up:

Click on “Do not display this message again” then click on the “OK” button



The screenshot shows the QuestBase mobile interface. At the top, the browser address bar displays "my.questbase.com". The QuestBase logo and "student" label are visible. The user's name "Ricardo LaChance" and a "Logout" link are in the top right. Below the navigation bar, there are tabs for "Enrollments" and "History". A "Show active enrollments" dropdown menu is present. The main content area displays a list of enrollments with columns for "Title" and "Priority". The list includes:

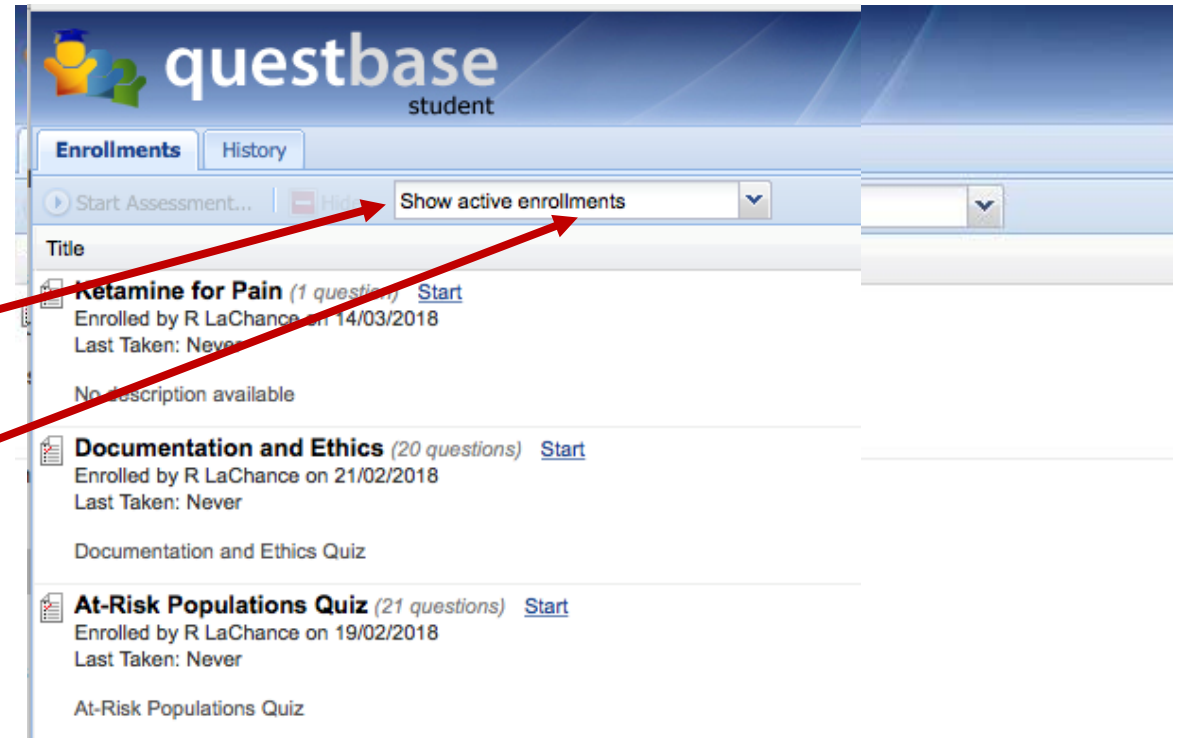
- Ketamine for Pain (1 question)**: Enrolled by R LaChance on 14/03/2018, Last Taken: Never, Priority: Normal.
- Make-up: At-Risk Population**: Enrolled by R LaChance on 16/02/2017, Last Taken: Never, Priority: Normal.
- Acute Coronary Syndromes**: Enrolled by R LaChance on 03/01/2017, Last Taken: Never, Priority: Normal.
- Documentation and Ethics**: Enrolled by R LaChance on 25/11/2017, Last Taken: Never, Priority: Normal.

A pop-up message titled "QuestBase" is overlaid on the screen. The message reads: "You have changed the orientation of your tablet. QuestBase may not work properly with portrait orientation; if you have any problems, just refresh the browser window to restore the original settings. However, we recommend you to always use the landscape orientation." Below the message is a checkbox labeled "Do not display this message again" and an "OK" button.

If you've already submitted a quiz, and you want to review or re-take it:

Click on the drop-down menu that shows "Show active enrollments"

Select "Show hidden enrollments"

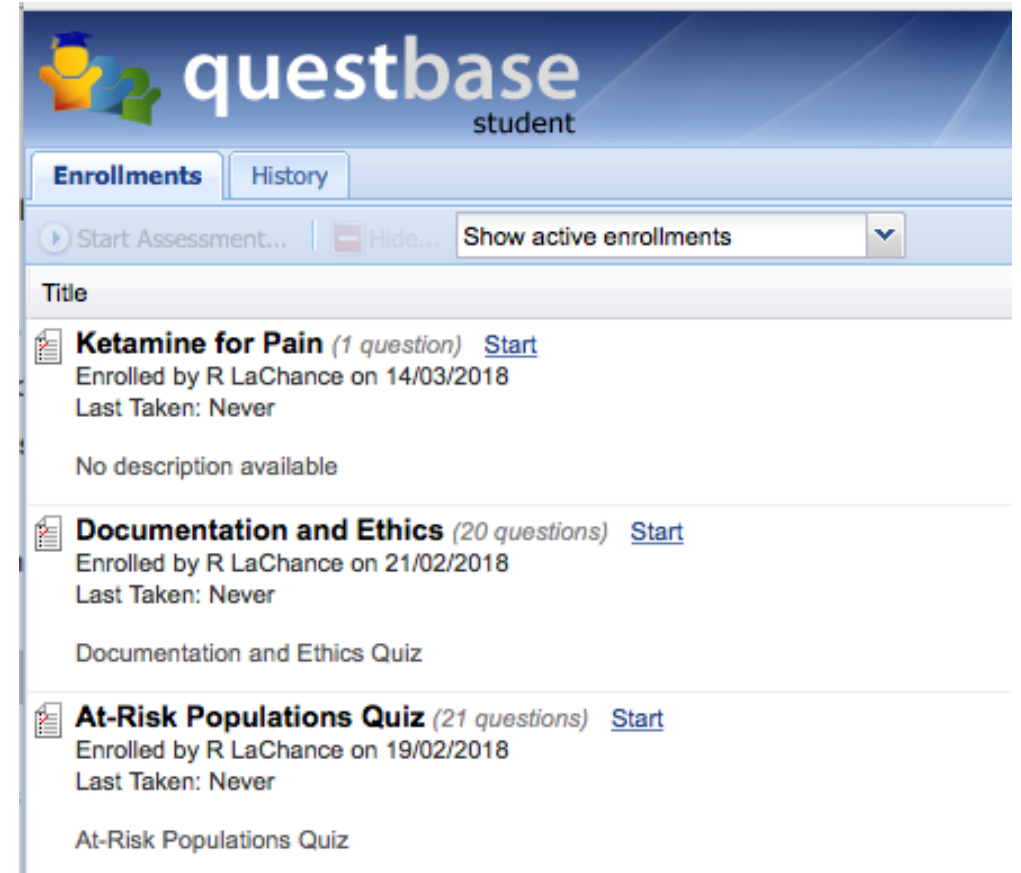


The screenshot shows the Questbase student interface. At the top, there is a navigation bar with the Questbase logo and the word "student". Below this, there are two tabs: "Enrollments" and "History". A dropdown menu is open, showing "Show active enrollments" as the selected option. Below the dropdown, there is a table of quizzes. The first quiz is "Ketamine for Pain (1 question)" with a "Start" link, enrolled by R LaChance on 14/03/2018, and last taken never. The second quiz is "Documentation and Ethics (20 questions)" with a "Start" link, enrolled by R LaChance on 21/02/2018, and last taken never. The third quiz is "At-Risk Populations Quiz (21 questions)" with a "Start" link, enrolled by R LaChance on 19/02/2018, and last taken never. Two red arrows point from the text on the left to the dropdown menu and the "Show active enrollments" option.

Title
Ketamine for Pain (1 question) Start Enrolled by R LaChance on 14/03/2018 Last Taken: Never No description available
Documentation and Ethics (20 questions) Start Enrolled by R LaChance on 21/02/2018 Last Taken: Never Documentation and Ethics Quiz
At-Risk Populations Quiz (21 questions) Start Enrolled by R LaChance on 19/02/2018 Last Taken: Never At-Risk Populations Quiz

If you're using a cell phone or tablet, you may need to scroll up and to the left to see the quiz assignments

Click on the quiz you want to take



The screenshot displays the Questbase student interface. At the top, the Questbase logo is visible with the word "student" below it. Below the logo are two tabs: "Enrollments" (selected) and "History". A navigation bar contains a play button icon, "Start Assessment...", a "Hide..." button, and a dropdown menu set to "Show active enrollments". The main content area is titled "Title" and lists three quiz assignments:

- Ketamine for Pain** (1 question) [Start](#)
Enrolled by R LaChance on 14/03/2018
Last Taken: Never
No description available
- Documentation and Ethics** (20 questions) [Start](#)
Enrolled by R LaChance on 21/02/2018
Last Taken: Never
Documentation and Ethics Quiz
- At-Risk Populations Quiz** (21 questions) [Start](#)
Enrolled by R LaChance on 19/02/2018
Last Taken: Never
At-Risk Populations Quiz

Once you've selected a quiz, fill out the remaining fields. Your ID is your license or certification number

You do *not* need to enter any leading zeros

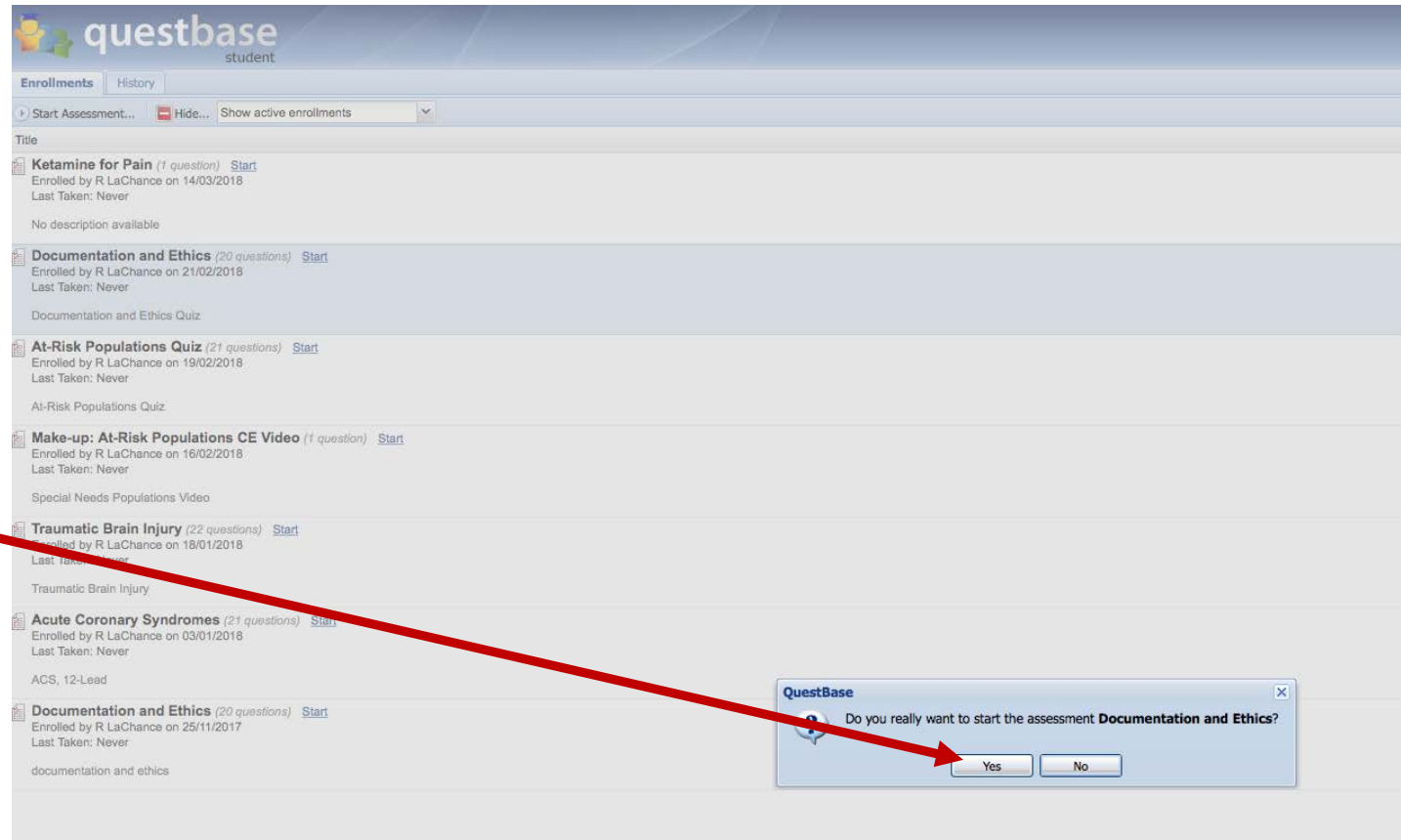
OB and Neonate Care			
ID:	<input type="text" value="4490"/> <small>Texas DSHS License or Certification Number</small>	First Name:	<input type="text" value="Josef"/>
Last Name:	<input type="text" value="Bleaux"/>	E-Mail:	<input type="text" value="josef.bleaux@townofsunnyvale.org"/>
Agency:	<input type="text" value="Sunnyvale"/>		

All fields are required

A pop-up window asking you if you want to take the quiz will open

Click on Yes

If you're using a mobile device, you may need to scroll down and to the right to see this



The screenshot displays the QuestBase student interface. At the top, the 'questbase student' logo is visible. Below the logo, there are tabs for 'Enrollments' and 'History'. A navigation bar includes 'Start Assessment...', 'Hide...', and 'Show active enrollments'. The main content area lists several assessments:

- Ketamine for Pain** (1 question) - Start - Enrolled by R LaChance on 14/03/2018 - Last Taken: Never - No description available
- Documentation and Ethics** (20 questions) - Start - Enrolled by R LaChance on 21/02/2018 - Last Taken: Never - Documentation and Ethics Quiz
- At-Risk Populations Quiz** (21 questions) - Start - Enrolled by R LaChance on 19/02/2018 - Last Taken: Never - At-Risk Populations Quiz
- Make-up: At-Risk Populations CE Video** (1 question) - Start - Enrolled by R LaChance on 16/02/2018 - Last Taken: Never - Special Needs Populations Video
- Traumatic Brain Injury** (22 questions) - Start - Enrolled by R LaChance on 18/01/2018 - Last Taken: Never - Traumatic Brain Injury
- Acute Coronary Syndromes** (21 questions) - Start - Enrolled by R LaChance on 03/01/2018 - Last Taken: Never - ACS, 12-Lead
- Documentation and Ethics** (20 questions) - Start - Enrolled by R LaChance on 25/11/2017 - Last Taken: Never - documentation and ethics

A red arrow points from the text 'Click on Yes' to a pop-up window in the bottom right corner. The pop-up window is titled 'QuestBase' and contains the question: 'Do you really want to start the assessment **Documentation and Ethics**?'. It has two buttons: 'Yes' and 'No'.

Answer the questions

Then click on the “Submit” button at the bottom of the quiz



Question 20

The basics of a proper patient refusal of transport must indicate which of the following:

- The patient does not possess the capacity to make sound clinical decisions
- The patient is aware of the risks of refusing transport
- The patient isn't made aware of the available treatments to improve the condition
- The patient isn't properly informed of her/his condition

Reset Submit

When you have clicked on “Submit,” and have seen your results, scroll to the bottom of the page and click on the evaluation link

Click here for evaluation:

<https://www.surveymonkey.com/r/doceth2017>

This will take you to a Survey Monkey page
Complete the survey, then go back to the quiz page

Click on the “Close” button, or close the quiz window
This will take you back to your Assigned Quizzes page

Close

By this time, you should have gotten an email containing a quiz completion certificate:

OB and Neonate quiz completion



If you do not get the certificate, please email Richard LaChance here:

richard.lachance@utsw.edu

Please use this email address for *any* issues with taking quizzes

Click on the “History” tab to see your completed quizzes

Clicking on the “Passed” link will open a new page showing your quiz completion certificate



The screenshot shows the Questbase student interface. At the top left is the Questbase logo with a cartoon character and the text "questbase student". Below the logo are two tabs: "Enrollments" and "History", with "History" being the active tab. To the right of the tabs is a search bar with a "Find:" label, a magnifying glass icon, a "Filter" dropdown menu, and a red "X" icon. Below the search bar is a table with three columns: "Date", "Title", and "Status". The table contains one row of data.

Date	Title	Status
23/03/2018, 10:45 AM	OB and Neonate Care	 Passed

That's it!

Questions or issues?

richard.lachance@utsw.edu